

8. Flower Arrangement and Decorations

- 8.1 Introduction of flower arrangement and decoration
- 8.2 Material used in flower arrangement
- 8.3 Types of flower arrangement
- 8.4 Principles in flower arrangement
- 8.5 Forms of flower decoration

Can you tell?

- Which flowering plants do you have in your gardens?
- Which type of flowers do you observe around you?
- The names of flowers you observe around you.
- Various uses of flowers.

The art of flower arrangement is quite old. The art of arranging flowers in systematic manner to enhance its beauty is called flower arrangement.

Definition by Anna Rutt :

“Flower arrangement may be defined as the art of organizing flowers, other plants, materials and receptacles into compositions having harmony of form, texture and colour. Its purpose is to add cheer, life and beauty to surroundings.”

This art form is used in the homes as well as in temples, churches, hotels, hospitals etc. At the time of festivals and auspicious occasions it is used in varied forms like in the decorating the house by flowers, flower necklaces, drawing rangoli in the yard of a house, tying ‘toran’ on door and pillars, decorating the stage, etc. Thus flowers are used in different ways.

8.1 Introduction of flower arrangement and decoration :

Remember :

The Importance of Flower Arrangement and decoration :

- Flower arrangement imparts beauty to a house and brings nature inside.
- It is a nice way to utilize leisure giving scope to a person’s creativity.
- It creates lively atmosphere in home and sustains our culture.
- It removes passiveness from life and keeps the mind fresh and healthy.
- It gives an opportunity to do something and enhances our creativity.
- It enables the use of principles of arts and teaches importance of beauty.

8.2 Material used in flower arrangement :

Do you know?

- i) **Plant Material :** This includes any kind of live plant material such as flowers, leaves, fruits, buds, roots, branches, twigs, etc. Seasonal fresh flowers give a large variety of choice in all kinds of arrangement and broad ones in horizontal arrangement. It is possible to give emphasis to the branches and the leaves and flowers should be arranged keeping them as base one should select branches with good natural shapes.

Always Remember :

- Plants should be watered before cutting flowers or leaves.

- The best time to cut the plant material is before sunrise or after sunset to reduce shock to the plant.
- Stems of flower are cut at an angle to increase water absorption and with sharp shears.
- They should be kept in cold water to which a pinch of salt, sugar or coal is added for at least three hours to fortify them with water.
- Stems of flowers that give out white sticky substance should be held under running water to allow water to be absorbed freely.
- Flowers bought from the market should be carried in wet newspaper by putting it into polythene bags.

ii) Dry Material : Dried parts of plants like flowers and foliage can be collected, bought and preserved. Such dry material is handy when fresh plant material is not easily available. At the same time they do not require much attention.

iii) Containers : A variety of containers, tall or short, made of bronze, clay, brass, china, bamboo, wood, glass etc. are available in the market. One should select the container carefully. The containers in earthy tones, without prominent surface decoration and with enough capacity for holding water are suitable. Vases should be filled with water before starting the arrangement. Low containers are best for dining tables and tall ones for corner arrangements and for arrangements placed against walls.

iv) Flower holders : There are many types of flower holders available in the market. Pin holders, wire mesh, foam brick, clay etc. are used commonly for fixing the plant material. Pin holders can be fixed firmly to the dry base of the vase with plasticine. In tall containers small pieces of stems are fixed at the mouth in 'X' or 'Y' shape to hold the flowers.

v) Materials used for preserving the arrangements : Salt, aspirin, borax, sugar, moss, ice cubes, coal or sand can be used. Lower part of the stalks of flowers should be devoid of leaves to prevent decay.

vi) Accessories : Any material used as accessories in flower arrangements should be aesthetically beautiful and harmonious to the theme of the arrangement. Material such as stones, coral rocks, sea shells, small sculptures of animals, birds, human figures, satin ribbons, decorative net, etc. can be used. Such accessories should be proportionate to the size of the arrangement.

vii) Other materials : Apart from the above mentioned major materials, one also needs materials like scissors, rubber bands, wire, pins a sharp knife, florist tape, etc.

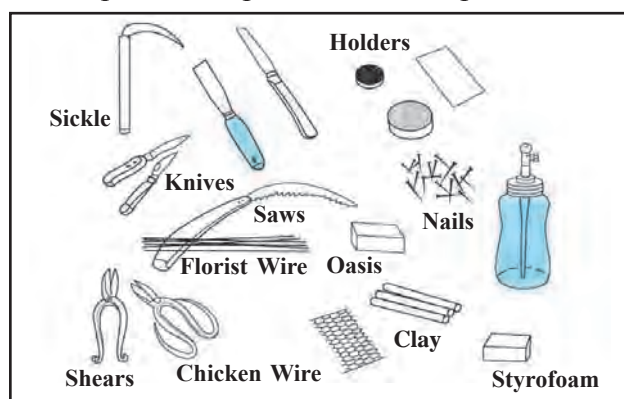


Fig 8.2 : Material required for Flower Arrangement

8.3 Types of Flower Arrangement :

i) Traditional Flower Arrangement :

Traditional flower arrangement focuses on the use of conventional flower material and traditional arrangement techniques. Unlike modern flower arrangement, creativity of the decoration is considered secondary. Specific vases are used for the arrangements which are usually round or elongated in shape, metallic and carved with delicate artistic designs.

It tends to include a lot of flowers of various types. Comparatively the number of leaves is much smaller. Flowers of even height are arranged in symmetrical manner; for example, circular fan design. This arrangement mostly uses candle as accessories.



Fig 8.3 (a) : Traditional Flower Arrangement

ii) Japanese Flower Arrangement : Ikebana is a type of Japanese flower arrangement. **Ikebana means art of arranging flowers.** Japanese have developed this art to a high degree through many different schools of flower arrangement. Flowers have an important place in the life of people of Japan, and have special significance beyond beauty.

In Japanese flower arrangement the emphasis is on line and direction. It is based on a basic theme or style, evolving out of philosophical ideas. It focuses on the choice of plant material in relation to the container and the surrounding space. The most distinguishing feature of this is the slenderness of the line of the plant material. They are simple, informal, and meaningful. The type of vases used can be tall as well as low. Mostly they are made from bamboo, bronze or pottery in some subdued colours as brown, gray, tan, dull blue, grayish green or bronze. In low pots metal pin holders are used

and in tall vases y shaped or split twig or forked branch is used to hold the stems of the flowers.

Practically all styles of Japanese flower arrangements are based on three principles: Heaven, Man and Earth which are represented by three main branches.

Heaven : The tallest spray symbolizes Heaven and it is arranged as central axis in the vase. Its height is one and half times the height of the container.

Man : The second height represents man. It gives the greatest width to the arrangement. Its height is equal to the length of the container.

Earth : The lowest spray denotes earth. It is placed opposite to the branch signifying man to balance it out. Its height is half the height of man.

Fillers are added with these main lines to make a complete arrangement. These are termed as **Mountain** and **Meadow**.

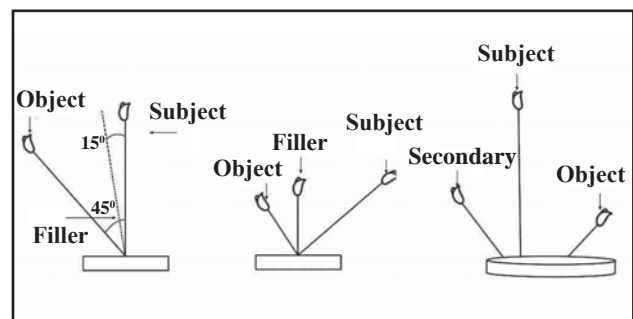
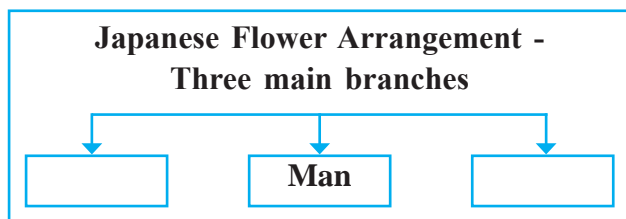


Fig 8.3 (b) Structure of Japanese Arrangement



Fig 8.3 (c) Japanese Arrangement

Complete the given table.



iii) Modern Flower Arrangement : This type of arrangement has no binding of rules. A person is free to make an arrangement by using his/her creativity. This perhaps might be the reason why this arrangement is quite popular. A person can use various parts of plant in this arrangement. It also uses number of flowers, leaves, grass, creepers, crotons, cactus, vegetables, fruits etc. Fresh flowers and leaves are not necessarily used always but dried out or even artificial flowers used occasionally to give a quite decent appearance to this arrangement. Modern decoration techniques include the use of feathers, broken glass, shells and even shabby metallic ware.

Rather than what material is used in the arrangement, the way with which it is arranged is much important in the judgment of its grace. Free style of arrangement gives a person an opportunity to create non-traditional shapes. These arrangements rely on emphasis of rhythmic lines, effective colours, powerful shapes and variation of textures.



Fig. 8.3 (d) Modern Flower Arrangement

iv) Dry Arrangement : This arrangement is predominant in the winter seasons in cold countries or in the summer in India. When flowers are not in abundance, different types of twigs, dried leaves, stalks or branches, fruits, or evergreen flowers can be used in an attractive manner. Dried weeds that are painted with enamel paints can be used effectively in dry arrangements. The thistle, pine cones, cotton pods, whole sugarcane flowers (dried), wood rose etc. are the basic materials. They all can make colourful and subtle arrangements. One should use shallow containers that are of ceramic, wood or opaque glass.



Fig. 8.3 (e) Dry Arrangement

v) Miniature Flower Arrangement : Synonymous with its name, miniature flower arrangement is very small in size generally it does not exceed five inches of height. Miniature flower arrangements are quite commonly found on the center table of the living room, study desk and even on dining tables.

The containers used in such arrangements are usually small bottles, tea cups or tiny vases. To bring in harmony and proportion with such containers, small and delicate flowers and leaves are used. Number of flowers in this arrangement is comparatively less than that in a regular flower arrangement. In spite of

the limited number and small size, these arrangements are equally attractive and elegant.



Fig. 8.3 (f) Miniature Flower Arrangement

8.4 Principles in Flower Arrangement :

You would find this interesting :

- i. Design :** It decides the structural pattern of the floral arrangement. The design is essentially determined by the location, occasion and the materials available.
- ii. Balance :** It emphasizes on the use of material in a floral arrangement which gives stability to the arrangement. The two most important elements of balance in an arrangement are form and colour. Balance is of two types :
 - a) Symmetrical Balance :** The two sides of the floral arrangement have equal amount of materials placed on either sides of the floral arrangement.
 - b) Asymmetrical Balance :** The two sides of the floral arrangement are not equal but still have equal visual weight. Colour plays a vital role here. Dark colours give a visual effect of weight and so are used low in the arrangement. So also, lighter colours are more appropriate for the other and upper portions of the floral arrangements.
- iii. Scale :** It deals with the proportions of different components of the floral

arrangement. It thus emphasizes on the material used to that of the size of the container holding the floral arrangement.

- iv. Rhythm :** It emphasizes on directing the viewer's eye along the main line of arrangement so that the whole shape of the composition is properly followed and understood.
- v. Emphasis (Focal Point) :** The central portion of the floral arrangement from where the flowers and foliage of the arrangement appear to be emerging from is known as the focal point of the arrangement. Hence, larger and dark colored flowers are usually used as the focal point of the floral arrangement.
- vi. Material :** Never mix dry and wet material in one arrangement.
- vii. Harmony and Unity :** This principle takes care of the appropriate use of flowers for the occasion. It also takes care of the blending of colours of the flowers used in the floral arrangement and that of the container such that they contrast each other.

See how amazing this is !

Bonsai

Bonsai is an arrangement with artistic value developed by Japanese artisans.

In Japanese Language, 'Bon' means 'Pot' and 'Sai' means Tree hence bonsai has a meaning 'a tree in pot' It is also called 'Tray-Plants'.

Internet is my friend :

Search for more information about Bonsai and collect the pictures.

8.5 Forms of Flower Decorations :

Know this :

Apart from flower arrangements made for cultural gatherings in schools and colleges,

literature summit, meetings, weddings, elocution programmes etc. Plant materials are also used in various other forms which are as follows :

- **Flower Bouquets :** Messages of love is carried by sending flowers as a gift. Flower bouquets are presented at the time of various function.
- **Floral Garlands :** Flowers are woven in the form of garlands to be used for various purposes like to honor the chief guest for a function, for pooja to be performed, for the bridegroom for a wedding, for a stage decoration etc.
- **Showering of Flowers :** The flowers are showered on guests to honor them at the time of various functions.
- **Floral Rangoli :** The various types easily available in market of available flowers like Zinnia, Aster and Roses etc. are common used for floral rangoli.
- **Wearing in hair :** To wear flower-heads in hair is popular since the 18th century. Only the style differs according to time and fashion.
- **Flower Sprays :** Sprays are large flat

bouquets with long stems that are carried or placed on tombs or coffins to commemorate the dead.



Fig. 8.5 Types of Flower Decoration

Internet is my friend :

Find out videos of various types of flower arrangements, and collect new information from the internet and discuss the same.

Can You Recall?

- Flower arrangement is an art of arranging the flowers systematically.
- It enhances a person's creativity
- Materials used for it are flowers, leaves, fruits, buds, branches etc.
- Dried parts of plants can also be used in the arrangements.
- Japanese flower arrangement is based on three principles Heaven, Man and Earth.
- Salt, aspirin, borax, sugar, moss, ice-cubes, coal or sand can be used for preserving the arrangements.
- Forms of flower decoration are, flowers as a gift, bouquets, floral garlands, showering of flowers, floral rangoli and stage decoration,
- Flowers are used for sending messages, floral garlands for interior decoration and floral rangoli for welcoming the guest.
- Showering of flowers is organized to express joy and religious faith.
- Recently floral stage decoration, has become common in society.

Exercise

- **Objective questions :**

- 1) Multiple choice questions :**

1. Ikebana is the _____ type of flower arrangement.
a) Dry b) Japanese c) Tradition
2. The arrangement that has no binding of rules is _____.
a) Miniature b) Japanese c) Modern
3. The traditional flower arrangement : the emphasis is on _____.
a) Flowers b) Leaves c) Accessories

- 2) Identify whether the following statements are True or False :**

- a) Modern arrangement has no bindings of rules.
- b) Ikebana emphasizes line and direction.
- c) Low containers are best for dining table.
- d) Traditional flower arrangement uses more number of leaves in comparison to the number of flowers.
- e) Flower arrangements impart beauty to a house.

- **Short Answer Questions :**

- 1) Differentiate between the following :**

- a) Traditional and modern flower arrangement.
- b) Dry and miniature flower arrangement.

- 2) Write short notes on the following :**

- a) Importance of flower arrangement.
- b) Dry arrangement
- c) Miniature flower arrangement
- d) Flower Decorations

- **Long Answer Questions:**

- a) Define flower arrangement. Explain the material required for flower arrangement.
- b) Define flower arrangement and describe the various types of flower arrangement.

- **Projects / Assignments :**

- a) Try out various types of flower arrangement.
- b) Collect pictures of various types of flower arrangements and prepare a scrape book.
- c) Collect pictures of various materials used for flower arrangements and prepare a scrape book.

