


Who has got my ears ?



Are these animals looking funny ? The artist has drawn wrong ears on the head of the animals. Describe where the animal's correct ears are located in the space given below.

Animal	Ear	Animal	Ear
Elephant	Giraffe	Dog	_____
Rabbit	_____	Buffalo	_____
Mouse	_____	Deer	_____
Giraffe	_____		



For the teachers : In textbook the word 'animal' is used for insects, birds, reptiles and mammals.

Ear to ear

- Different animals have different kinds of ears. Among the animals given below, which one has ears that you can see ? In which animals you can not see the ears ? Write in the table given below.

Deer Frog Fish Ant Crow Pig Giraffe Cat

Tiger Sparrow Buffalo Snake Lizard Duck Elephant Monkey

Animals whose ears

we can see

_____	_____
_____	_____
_____	_____
_____	_____

Animals whose ears

we cannot see

_____	_____
_____	_____
_____	_____
_____	_____

Do you think that the animals whose ears we cannot see, really they do not have ears ?

Let us observe this picture.



Name the animals in the picture.

Can you see their ears ?

They all have ears, even though we cannot see them.

- Find out some other animals which have ears that we cannot see, write their names.



Read and Write :

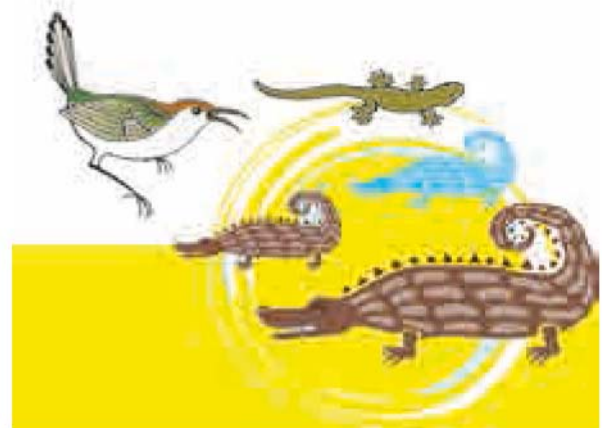
- An animal with ears like fan

- An animal with ears like leaves

- An animal with ears on the top of its head

- An animal with ears on both sides of its head

You know very well that ears help us to hear. In some animals you can see the ears, in some you cannot. We cannot see a bird's ears. Birds have tiny holes on both sides of their head. Generally, the holes are covered with feathers. They help the bird to hear.



If you look carefully, you will see tiny holes on a lizard's head. These are its ears.


A crocodile also has ears like this but we cannot see them easily.

Whose Skin !

Now you know how to recognise animals by their ears. Let us recognise animals by their skin.

Ear to ear

Match the animals shown here with the pictures of their skin, make the correct pattern of the skin on the pictures of each animals.



The different patterns on the animals are due to the hair on their skin.

Have you ever seen an animal without hair ? Imagine how the animal would look if it does not have any hair on its skin ! There would be no pattern or colour !





Names of animals are given below in the table, put tick mark (✓) in the column according to their look.

Animal	Ears can be seen	Ears cannot be seen	Has Hair on skin	Has Feathers on skin
Goat				
Elephant				
Sparrow				
Pigeon				
Mouse				
Cat				
Buffalo				
Duck				
Frog				
Crow				
Peacock				
Pig				
Hen				
Camel				
Lizard				
Cow				

In which column you put (✓) for cow and buffalo ? From the distance can you see the hair on their skin ? Try to go near one of them. Can you see the hair ?

If you meet an elephant, would you dare to touch it ? Do you know that an elephant also has hair on its skin ?



For the teachers : Discuss more details of the mentioned animals in this chapter such as their food habits, habitats etc. Develop sensitivity towards animals.

Ear to ear



Can you tell which of the animals mentioned in the table lay eggs ? Find out and write the names of these animals in the green box.



Which of the animals in the table give birth to babies ? Write their names in the red box.

_____	_____
_____	_____
_____	_____

_____	_____
_____	_____
_____	_____

Now, look again at the table on the previous page. Underline the names of animals whose names are in the green box. Put circle around the names of those animals whose names are in the red box.

So, what did you note ? Those animals whose ears you can see have hair on their body. These animals give birth to the young ones. Those animals that do not have ears on the out side do not have hair on their body. These animals lay eggs.



Hole in place of ear, they lay eggs.

- Have you seen animals around your house or school that have small babies ? Write their names.

- Have you ever kept a pet ? Which pets do you know about ?



Find out more about the pet you have or you know.

- Which animal is it ?

- Does it have a name ? Is it an animal or a bird ?

- Who gave it this name ?

- What does it like to eat ?

- How many times a day is it given food ?

- When does it sleep ? For how long does it sleep ?

- Is there any special way to look after this animal ? How ?

- Does it get angry ? When ? How do you know it is angry ?

- Does it have hair or feathers on its skin ?



Ear to ear



- Can you see its ears ?

- Is it a baby or a young animal or a full grown animal ?


- Will this pet animal lay eggs or give birth to babies ?

- Does it have young ones ? How many ?

- Draw a picture of that animal and colour it. Give it a name of your own choice.



- Look at this bird and write its name. Do you know that this is our National Bird ?
 - Where does it live ?
- Now this bird is not seen easily at many areas. Discuss why does it happen ?



Make your own bird :



For the teacher : Discuss about our National Animal 'Tiger' in the class. Every animal needs food, water and shelter. It is continuously trying for that. What could we do for their protection ? Discuss about it. Make bird from paper. Use both sided coloured paper for it.