

A Heroine of the Sea

♦ *What role did the lighthouse play?*

• **fierce** : violent or aggressive

• **shipwreck** : the destruction of a ship at the sea by sinking

♦ *What efforts did Grace's father take to educate his children?*

♦ *What was Grace always unhappy about?*

Around the rocky coast of England stand many lonely lighthouses. Their lights, shining across the sea, warn sailors at night of dangerous rocks. When they see the lights sailors take their ships far out to sea. But sometimes **fierce** storms drive ships on to the rocks. This is the story of a brave girl and of a **shipwreck** on the rocks one night in 1838.

Grace Darling was the daughter of a lighthouse keeper. She had lived all her life in lonely lighthouses, far away from towns and cities. There was not even a village near their home. Their nearest neighbours were many miles away. But Grace's father was a wise and educated man who brought up his children very carefully. Grace and her brothers and sisters were all taught to read and write. Their father also taught them to be honest and brave and unselfish.

When Grace was ten years old the family went to live in the Longstone lighthouse. Their new home was on some wild islands, near the east coast of England. The Darling children grew up here. When they were older they left their lonely home, one by one, and found work in the cities. At last, all of them had left the lighthouse, except Grace, who stayed at home to help her mother and father. She had not grown very tall. She was only a little woman, not at all like her father, who was more than six feet tall.

On the night of September 6th 1838, a terrible storm was blowing. Grace was used to storms. She herself was warm and safe in the big lighthouse. But she was always unhappy about the poor sailors who were at sea in the storm.

She did not know that a terrible thing was happening that night. That night a ship was wrecked upon the rocks. Grace and her parents did not hear the sound of the crash. The noise of the wind and the waves was too loud. They could not hear anything else. But a ship called the Forfarshire had hit the rocks a mile away from the lighthouse. Most of the passengers were drowned, but nine men and women were able to climb on to a rock. The wind nearly blew them into the sea

as they clung to the bare rock. In the distance they saw the warm light of the lighthouse. But of course their shouts and screams were not heard. All night they clung there in the storm.

Next morning at six o'clock Grace was dressing. She looked out of her window and saw the storm was still blowing. Suddenly she stopped! Wasn't there something on the distant rocks? Calling her father, she looked again. Yes, there were certainly people **clinging** on to the rocks. But they were half under the sea!

'We must **rescue** them before they are drowned!' cried Grace. We must do something! Will you ever sleep again, Father, if they die?

William Darling was a brave old man, but he shook his head. 'It is hopeless,' he said. 'We can do nothing. How can I row a boat by myself through these waves? If only I had another man here to help me!'

'I can help you, Father,' cried Grace. 'I can row a boat as well as any man, can't I? I am small but I am strong. You and I have often rowed together. We can reach those unfortunate people!'

Mrs Darling was with her husband and daughter at the window. 'No, no!' she exclaimed. 'How will it help those poor people if you are drowned? You cannot row in this storm. Do not try! A girl like you, Grace, cannot do a man's job. Let us pray for them, husband. God will help them, perhaps, but we cannot!'

Grace was determined, however. She argued until at last her father agreed. Poor Mrs Darling, **with a heavy heart**, helped them to get the boat out. She watched and prayed as they **set off**.

Anyone who has seen a storm at sea can imagine that journey. The boat went up and down over waves as high as hills. Sometimes it stood on one end, sometimes on the other end. It went up, up to the top of a wave and then down, down into a great valley between the waves. Every time they went down the boat nearly went under the water.

But little by little, pulling with all their strength on the **oars**, they came nearer the rocks. The wind and the rain were so strong that Grace could not see the

● **clinging** : attach oneself to

● **rescue** : to save (someone) from dangerous or difficult situation

◆ *What did Grace notice from her window?*

● **with a heavy heart** : sadly

● **set off** : began a journey

● **oars** : a pole with a flat blade, used to row or steer, boat through the water

◆ *How did Grace and her father come to the rocks?*

◆ *At the most, how many could the boat carry?*

◆ *How did the Darling family become famous?*

men and women clinging to the rocks. She only heard their cries for help. She needed all her strength to hold on to the oar, which was bigger than herself.

At last they came close to the rocks. William Darling was able to jump on to the rocks while Grace, all alone, held the two men into the boat. The two sailors from the wrecked ship were able to row. They helped the Darlings during the long journey back to the lighthouse. Then Grace and the three women got out. Old William Darling and the two sailors rowed back across the dangerous sea to rescue the four men still on the rock.

Grace did not have any time to rest now. All that day she was busy helping her mother to warm and feed the rescued passengers. After several days these passengers were able to return to their homes in England. They told the story of the brave girl and her father to their families and friends. Suddenly Grace Darling and her father were famous. The story of their heroism was told in the newspapers. Money was raised to help all the lighthouse keepers in their dangerous, lonely lives. Grace and her father were given a special reward for their heroism. Poor Grace did not live long after the rescue. She died at the age of twenty seven. But she is still remembered for her unselfish courage. She risked her own life for others.



1. Find from the story the antonyms of :

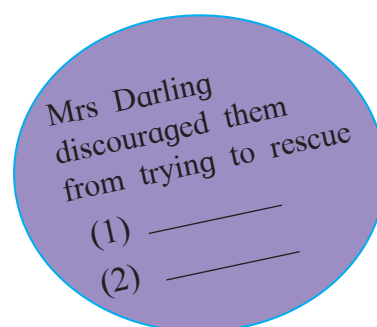
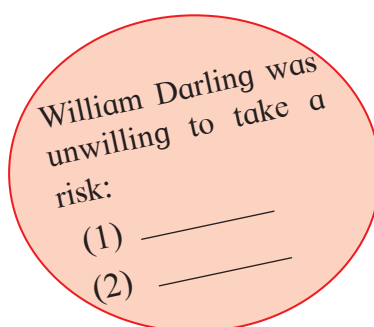
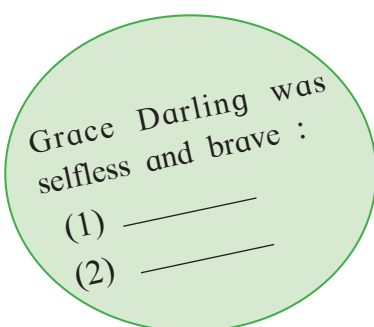
coward	×	rare	×
carelessly	×	disagreed	×
selfish	×	enemies	×
happy	×	forgot	×

2. Pick out words from the story, make a list of 8 words related to sea-travel.

For example : lighthouse

- | | |
|-----------|-----------|
| (1) | (5) |
| (2) | (6) |
| (3) | (7) |
| (4) | (8) |

3. Write any two dialogues from the story which prove the following :



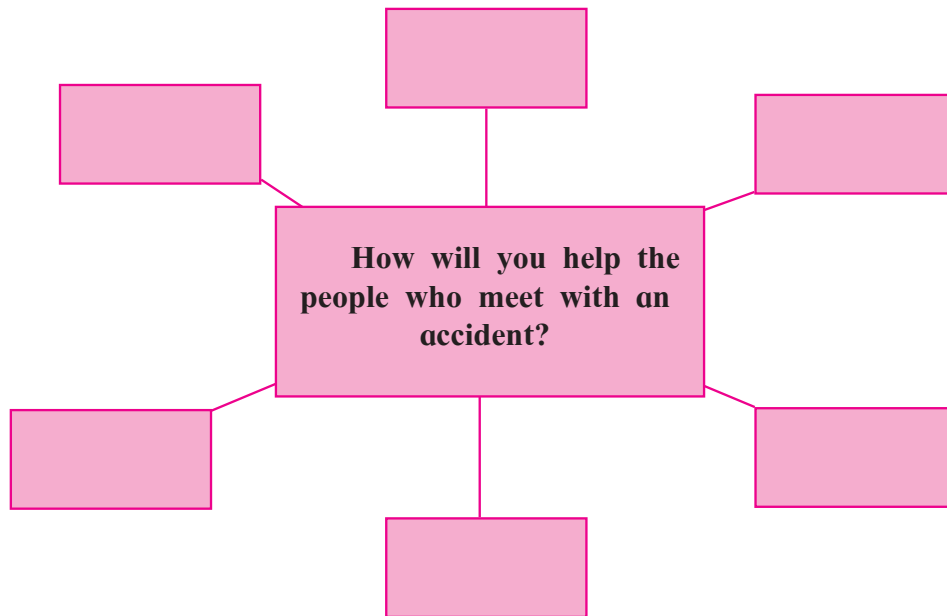
4. Answer in short in your own words.

- She stayed back home, with her parents WHO?
- A ship was wrecked that night. WHY?
- Nine men and women did not drown. WHY NOT?
- Grace said she would help her father to rescue. HOW?
- Using all their strength to row, they came there. WHERE?

5. How can you, as a young student, help people in a terrible road accident.

Write 5 types of action you can take.

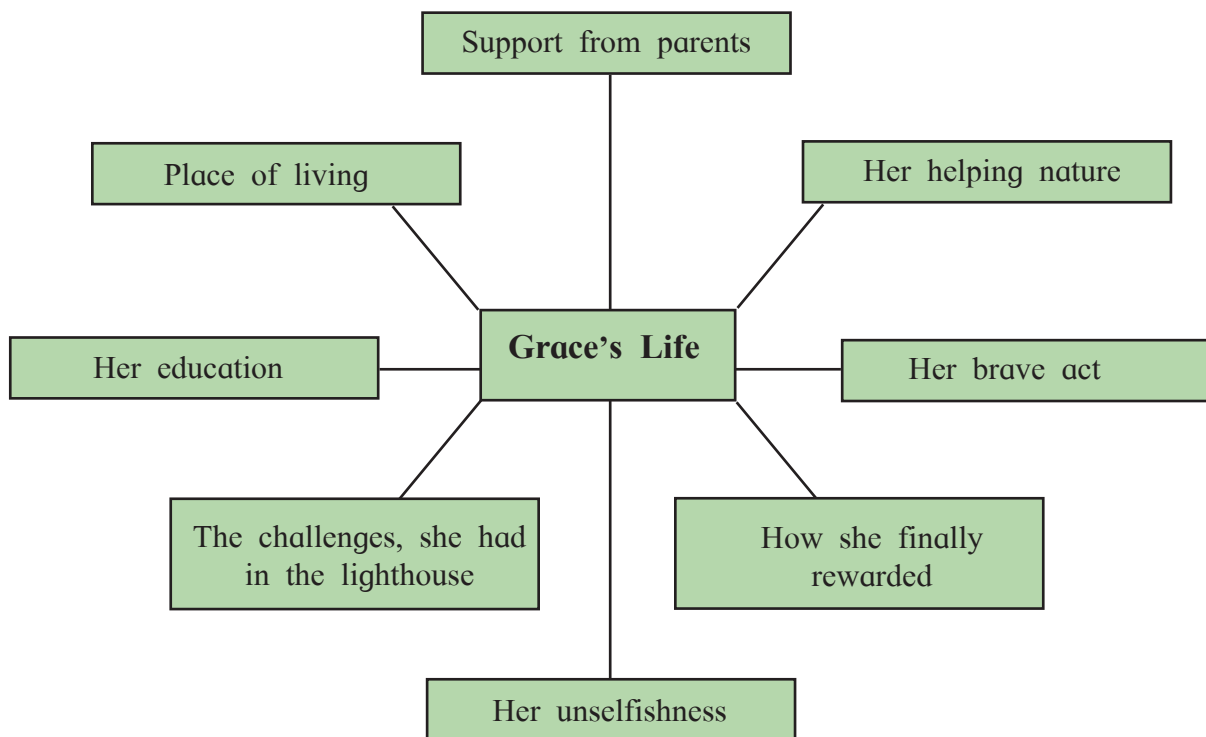
-
-
-
-
-



6. Things to do :

- (i) Describe the life of family who lives in lighthouses.
- (ii) Rewrite the story in your medium of instruction.

7. Discuss in groups and write about the life of Grace using following guide lines.



8. Imagine you have read in the News about how Grace Darling's courage saved some ship-wrecked people. Write a letter of congratulations to her and her family for the brave, humane act.

(A) Choose the correct Question Tag from the alternatives.

- (i) She was only a little woman,
(a) was she? (b) wasn't she? (c) wasn't you?
- (ii) Grace did not have any time to rest,
(a) did she? (b) didn't she? (c) wasn't she?
- (iii) She risked her own life,
(a) did she? (b) didn't she? (c) was she?

(B) Choose the proper Modal to fill in the gap.

- (i) They hear anything else. (does not / could not / have not)
- (ii) Nine men and women climb on the rock. (has / does / should / could)
- (iii) you ever sleep again? (must / will / may)
- (iv) We do something. (must / need / would)

(C) Match the sentences with their types :

Sentence	Type
(a) Do not try.	(i) Exclamatory
(b) Will you ever sleep again?	(ii) Assertive (Statement)
(c) Grace did not have any time to rest now.	(iii) Interrogative
(d) "No", no! She exclaimed.	(iv) Imperative

Tag questions or Question tags are often used to confirm information that we think, we know is true. If the main clause is affirmative the question tag is negative and if the main clause is negative question tag is affirmative.



WORD PLAY

WORD LADDER

(1) **Word Ladder** is a word game.

- Players can get a starting word and an ending word.
- Starting and ending words must be of the same length.
- Players can change one letter at a time, attempting to move from the starting word to the ending word.
- Each intermediate step must be a valid word and no proper nouns allowed!

See the following word chain –

(1) HARD to EASY : hard - hare - care - cart - cast - east - easy

(2) Taking a pig to a sty.

Pig - wig - wag - way - say - sty

Work in pairs and try to build ladder.

- COLD to HEAT
- CAT to DOG
- MAN to APE
- TEA to POT

WORD CHAIN

(2) **Word chain** : Word chain is a word game that begins with the letter that the previous word ended with.

Activity : Ask the participants to sit/stand in a circle and explain the rules of the game. Give any word/topic/theme of the word chain.

For example :

Theme (1) Noun

(2) Adjectives

(3) Verbs

(4) In general

Now prepare a word chain beginning with given words.

Nouns → Teacher → R →

(1) Player → → →

(2) Verbs → → →

(3) General → → →

TONGUE TWISTER

(3) **Tongue Twister** : Tongue Twister is a sequence of words or sounds, typically of an alternative kind, that are difficult to pronounce quickly and correctly.

Examples : • Peter piper picked a pack of pickled peper.

- Saina leads, Sayali needs.
- A big black bear sat on a big black rug.

Activity : Use the internet and find out minimum 5 tongue twisters and present it in the class.

(A) Just one new word a day :

Listen to or read something in English till you come across a word that is new to you. It could be even the first word that you read or hear. You may find a new word anywhere – in your textbook, in a newspaper, on a board or hoarding, on TV or radio, etc.

- Write down the new word on a card.
- Look it up in a dictionary and learn it.
- You may talk about it to your teacher/friends/elders.
- Try to use it in a sentence of your own.
- Put all the words you have collected so far in alphabetical order.
- Make sure that your word cards are always arranged in alphabetical order.
- When you add a new word card to your collection, insert it at its proper place in alphabetical order.

(B) Question a day :

- Frame or choose a simple question on your own.
You should also know the appropriate answer to it.
- Practise using the question and answer with your friend.
You must use a new question every day.

(C) A sentence a day :

- Frame a meaningful sentence in your mother tongue on your own.
- Translate it into English.

(D) Better your work :

- Find words which sound the same, but have a different meaning.
For example, right and write.

OR

- Find words which have the same spelling but different pronunciation.
For example, read : pronounced as reed and as red.

OR

- Find words which look the same, sound the same but have a different meaning. For example, light, which means not heavy and also ‘the sun’s light, lamp light,’ etc.

My First Aid Kit

(Naresh had some minor bruises on both his knees, while trekking, during his school trip.)

Asif : What should we do now? How can we stop the bleeding?

Naresh : Asif! Shall we talk to our teacher?

(The teacher saw Naresh and Asif and rushed towards them.)

Teacher : Oh! Are you in great pain, Naresh?

Naresh : Yes Sir. But don't worry.

Teacher : Asif go and bring the First Aid Box.

(Asif brings the First Aid Box and opens it.)

Naresh : Is it First Aid box, Sir?

Teacher : Yes, it is!

Asif : How can we treat Naresh with this kit Sir?

Teacher : Please go through First Aid Manual.



First Aid Manual

- Wash the wound with distilled water.
- Apply antiseptic cream on wound and cover it with cotton.
- Bind up the wound with a bandage.
- After taking First Aid, immediately consult the nearest doctor.

(1) Work in pairs. Discuss the uses of following items from First Aid Kit. Share with your class.



Cotton



Band-Aid



Paracetamol



Antiseptic cream



Bandage



Adhesive tape



Distilled water



Hand gloves

(2) Search on Internet for more First Aid Kit items and their uses. Share with your class.

(3) Make your own First Aid Kit for your home.