

**Class 6**  
**Chapter: 5**  
**MS Paint - Part 2**

**Fill in the Blanks**

1. The clipboard menu has three options - Cut, Copy and .....  
a. **Paste**                      b. Move                      c. Close                      d. Zoom
2. The top button, a diamond shape with a line through it is .....  
a. Paste                      b. Cut                      c. Copy                      d. **Crop**
3. The ..... tool can be used to draw pentagon.  
a. Triangle                      b. Rectangle                      c. **Pentagon**                      d. Hexagon
4. The Eraser tool erase the part of a picture with the ..... button of the mouse pressed.  
a. **Left**                      d. Right                      (3) scroll                      (4) None of these
5. Color 2 is used if we press with the ..... mouse button  
a. Left                      b. **Right**                      c. Scroll                      d. None of these

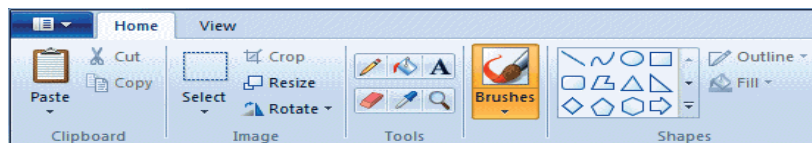
**True/ False:**

1. Ellipse tool help us to draw a square. **False**
2. Eraser tool is used for free hand drawing. **False**
3. Brush tool is used to spray colors. **True**
4. Drawing/Work area is place where you can draw pictures. **True**
5. Text tool is used to add text in a picture. **True**

**Short Answer type Questions:**

**Q 1. What is Home Tab Ribbon?**

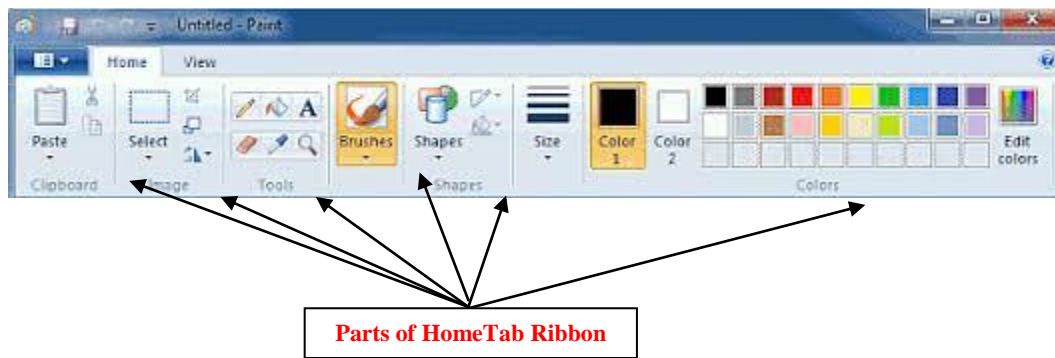
**Ans:** Home Tab Ribbon is main ribbon of Window. It is below the Menu Bar of the Paint window. Many of the tools, Shapes, Colors are found in the Home Tab Ribbon.



**Q2. Write the name of main parts of Home Tab Ribbon.**

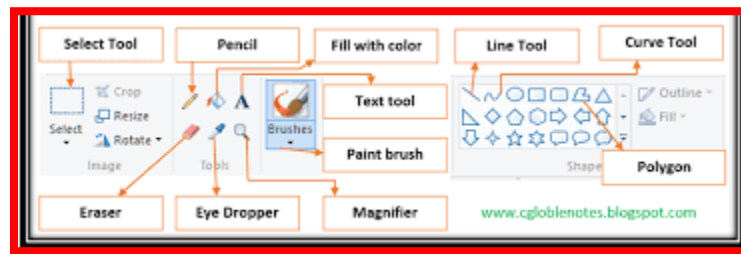
**Ans:** Main parts of Home Tab Ribbon are below.

1. Clipboard
2. Image
3. Tools
4. Brushes
5. Shapes
6. Size
7. Colors



**Q 3. Write the name of tools available in Tools Menu.**

- Ans:** 1. Pencil  
2. Color Picker  
3. Eraser  
4. Magnifier  
5. Text  
6. Fill with Color




**Q 4. What is size tool?**

**Ans:** Size Tool offered line thickness of Brush. This tool becomes active after we choose a Brush or a Shape.



**Q 5. Write about brushes.**

**Ans:** Brushes are used to prepare drawing in various widths and textures. Textures are controlled by the brushes.



### Long Answer type Questions:

#### Q1. Explains the section of View Tab Ribbon.

**Ans:** View tab ribbon is used to view the drawing in different ways.

It has three main options:

1. **Zoom:** Zoom in and out tool is used to get a closer or more distant view of drawing.
2. **Show or hide:** This tool is used to Show or Hide the status bar, Gridlines and Rulers.
3. **Display:** This tool is used to get a Full Screen.



#### Q 2. Explain the parts of Color section in Home Tab Ribbon.

**Ans:** The Color section of the ribbon has three parts:

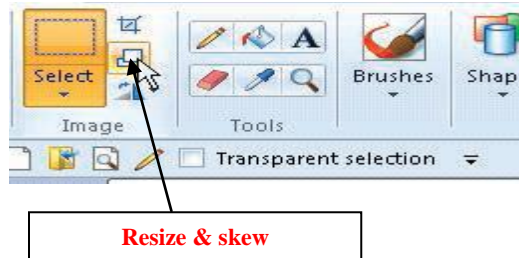
1. **Color 1 and Color 2 Box:** Color 1 is the Foreground Color and Color 2 is the Background Color.
2. **Color Palette:** The Color Palette shows all the colors available.
3. **Edit Colors button:** This Button is used to add more colors.



#### Q 3. Write about Resize and Skew option .

**Ans:** Skew and Resize option are used to change the size of a picture.

1. **Resize:** This option is used to increase or decrease the size of a picture vertically, horizontally, or both. It used percentage or pixels values to resize picture.
2. **Skew:** This option is used to stretch a picture vertically or horizontally. It used degree of angle to stretch picture.



#### Q 4. What is Text Tool? How to Formatting the text?

**Ans:** Text tool is used to insert text. Now the Text Toolbar appears. Now we can type our text.

##### Formatting the text:

- 1 Click on the text tool and draw box that hold our text.
2. Now the Text Toolbar appears. Now we can type our text.

3. Select the text we have typed.
4. change font style ,colour and size of text




**Q 5. Write about shapes menu.**

**Ans: shapes menu:** It is used to draw geometric shapes in paint. Some shapes are Rectangle, Rounded Rectangle, Ellipse, Curve, Polygon, Line etc.

**Steps to draw shapes:**

1. Click over the shape you want to draw.
2. Click in drawing Area and drag the shape.



**Name the following tools :**



Pencil



Fill with Color



Text



Eraser



Color Picker



Magnifier

**Name the following Shapes :**



Triangle



Rectangle



Oval



Pentagon



Hexagon



Diamond