

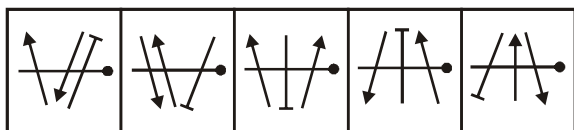
# Chapter 14

# Non-Verbal Classification

In these type of question, five figures numbered (1),(2),(3), (4) and (5) are given. These are treated both as Problem Figures as well as the Answer Figures. Four out of these five figures are related to each other by way of having some common characteristics and so form a group. Out of these five, you have to identify one figure which does not belong to the group. Hence the problems are of odd-man-out type.

### ILLUSTRATION 1:

Choose the figure which is different from the others.

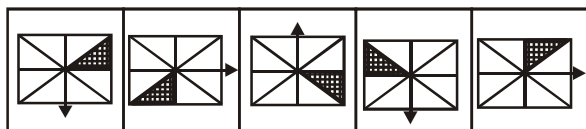


(1) (2) (3) (4) (5)

**Sol. (3)** Both the arrowheads are in the same direction in figure (3). In all other figures, they are in the opposite direction. Hence, (3) is the answer.

### ILLUSTRATION 2:

Choose the figure which is different from the others.

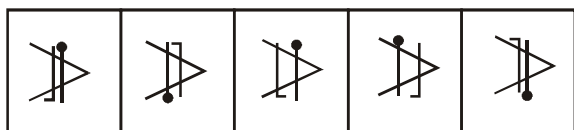


(1) (2) (3) (4) (5)

**Sol. (5)** Between the shaded portion and the arrow, there are two triangles in figures (1), (2), (3), and (4). Hence (5) is the answer

### ILLUSTRATION 3:

Choose the figure which is different from the others.

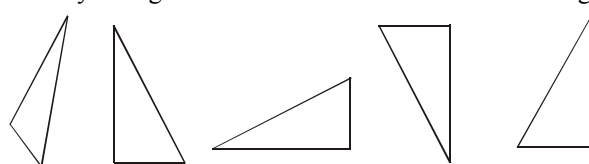


(1) (2) (3) (4) (5)

**Sol. (3)** Figures (1) and (4) from a group. The bars are interchanged here. Similarly, figure (2) and (5). Hence (3) is the odd one out.

### ILLUSTRATION 4:

Identify the figure which is different from the remaining.



(1) (2) (3) (4) (5)

**Sol. (5)** Figures (1) to (4) can be obtained from one another by rotating suitably in the clockwise or anticlockwise direction.

Figure no. (5) cannot be obtained by rotation.

### ILLUSTRATION 5:

Find the odd one out.



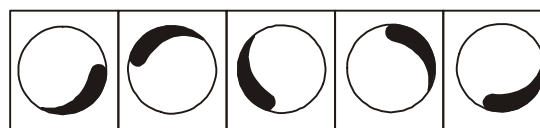
(1) (2) (3) (4) (5)

**Sol. (3)** Figure (3) cannot be obtained by rotation of any other figure.

All other figures can be so obtained from one another.

### ILLUSTRATION 6:

Choose the figure which is different from the others.

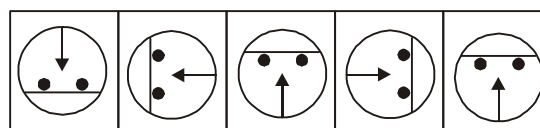


(1) (2) (3) (4) (5)

**Sol. (5)** In this case, all the figures except fig. (5), can be rotated into each other. Hence, fig (5) is the answer.

### ILLUSTRATION 7:

Choose the figure which is different from the others.

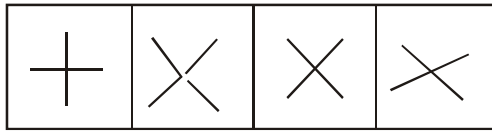


(1) (2) (3) (4) (5)

**Sol. (5)** The figures form a series. The complete figure rotates  $90^\circ$  CW in each step. Fig. (5) does not fit in the series as it is the same as fig. (3). Hence fig. (5) is the answer.

**ILLUSTRATION 8:**

Choose the figure which is different from the others.

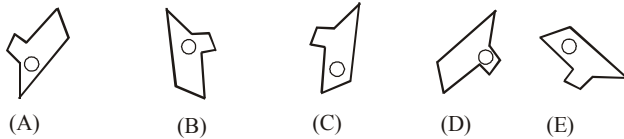


(1) (2) (3) (4)

**Sol. (4)** The two lines cut at right angles in all the figures except (4).

**DIRECTIONS (ILLUSTRATION 9) :** Five figures are given. One of these figures does not fit with the rest of the figures. Find out that figure and indicate it.

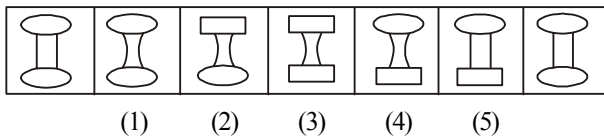
**ILLUSTRATION 9:**



**Sol. (3)** All other figures except (C) can be obtained by rotation.

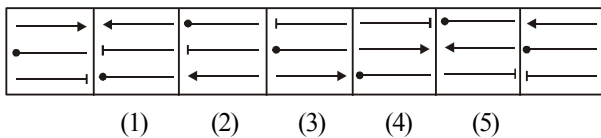
**DIRECTIONS (ILLUSTRATION 10-11) :** These are based on the figures present in seven squares. Consider the fact that beginning and end figures are in correct sequence. Out of rest five squares numbered 1, 2, 3, 4, 5 one square bears misfit design which breaks the sequence. Find it

**ILLUSTRATION 10:**



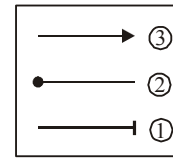
**Sol. (4)** From unlettered problem figure to (1) the two middle lines change into curves, from (1) to (2) upper ellipse changes into a rectangle. From (2) to (3) lower ellipse changes into a rectangle and, then (3) to (4) the middle curves changes into straight line. Therefore, from (4) to (5) the upper rectangle will change into ellipse. Therefore, the correct answer is (4).

**ILLUSTRATION 11:**



(1) (2) (3) (4) (5)

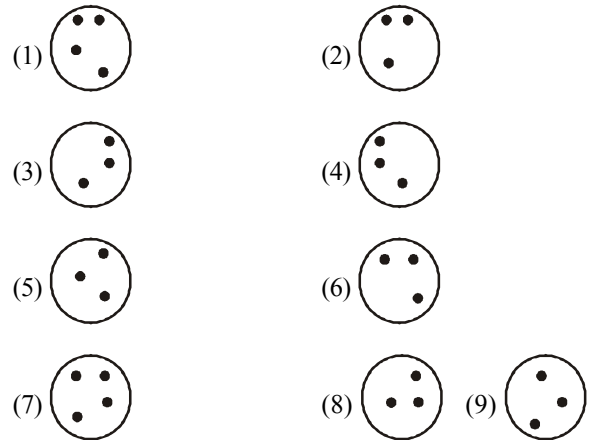
**Sol. (1)** In each successive problem figure the designs change their place mutually as 1 and 2, 2 and 3, 1 and 3, 2 and 3.



The design '→' reverses alternately and design '○-' has same direction in each problem figure. But the design '←' reverses alternately. Thus the answer figure is (1).

**ILLUSTRATION 12:**

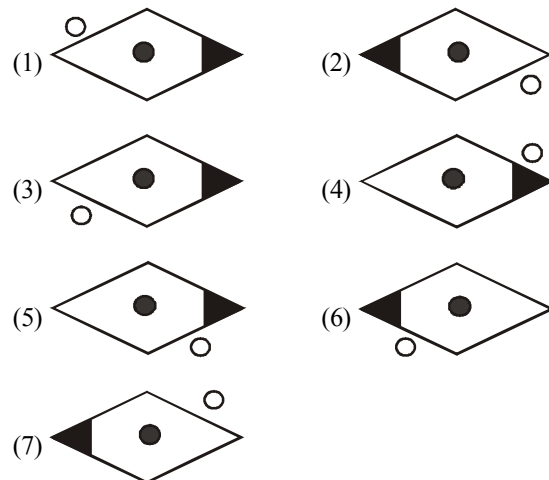
Which is the odd one out ?



**Sol. (8)** All the others have a mirror-image pairing.

**ILLUSTRATION 13:**

Which is the odd one out ?



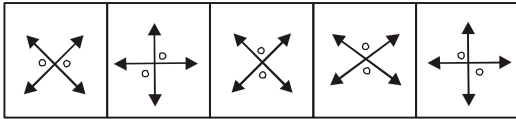
**Sol. (5)** 1 is the same as 2 rotated. 3 is the same as 7 rotated. 4 is the same as 6 rotated.

# Exercise

# 1

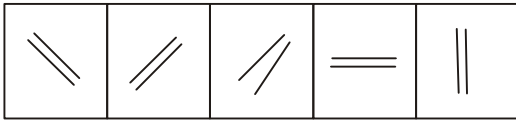
**DIRECTIONS (Q.1-Q.20) :** Choose the figure which is different from the others.

1. Problem figures




(1) (2) (3) (4) (5)

2. Problem figures



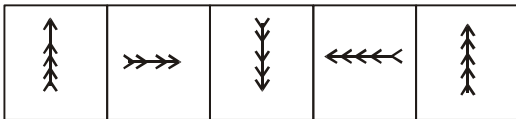
(1) (2) (3) (4) (5)

3. Problem figures



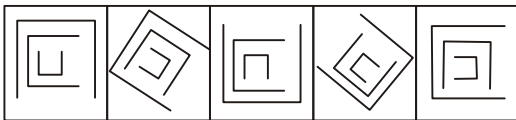
(1) (2) (3) (4) (5)

4. Problem figures



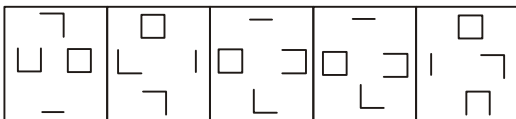
(1) (2) (3) (4) (5)

5. Problem figures



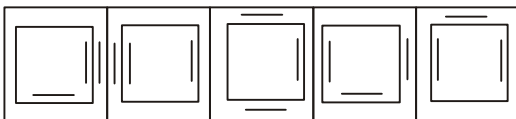
(1) (2) (3) (4) (5)

6. Problem figures



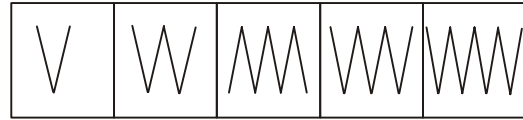
(1) (2) (3) (4) (5)

7. Problem figures



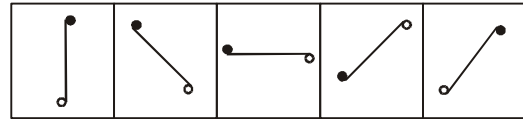
(1) (2) (3) (4) (5)

8. Problem figures



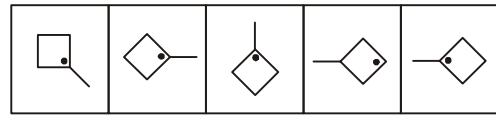
(1) (2) (3) (4) (5)

9. Problem figures



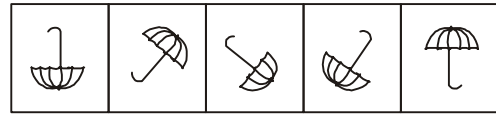
(1) (2) (3) (4) (5)

10. Problem figures



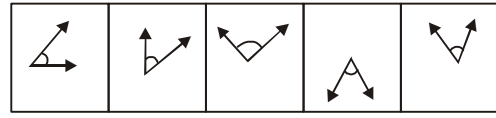
(1) (2) (3) (4) (5)

11. Problem figures



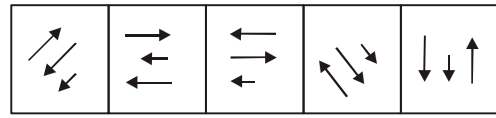
(1) (2) (3) (4) (5)

12. Problem figures



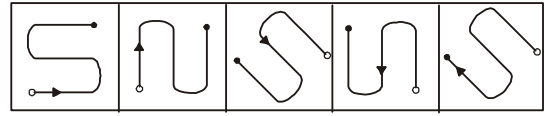
(1) (2) (3) (4) (5)

13. Problem figures



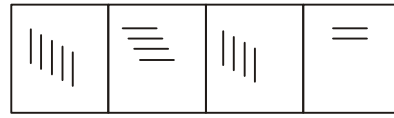
(1) (2) (3) (4) (5)

14. Problem figures



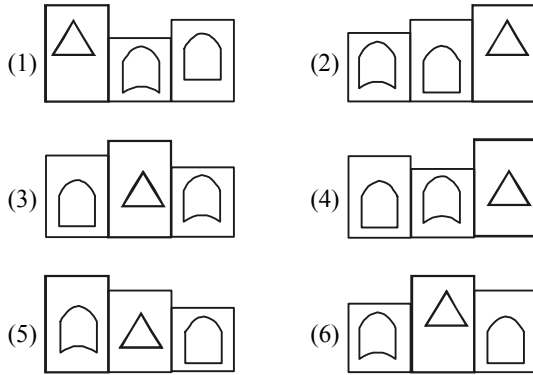
(1) (2) (3) (4) (5)

15. Problem figures

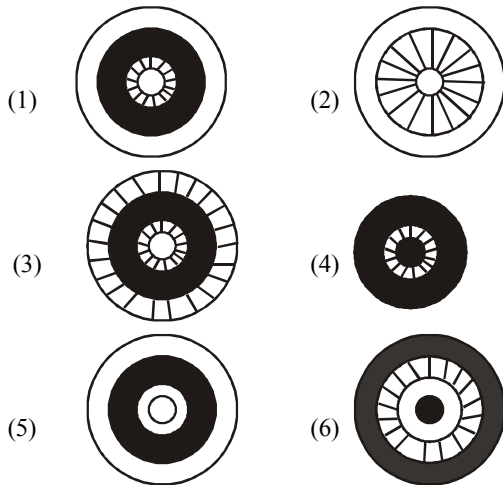


(1) (2) (3) (4)

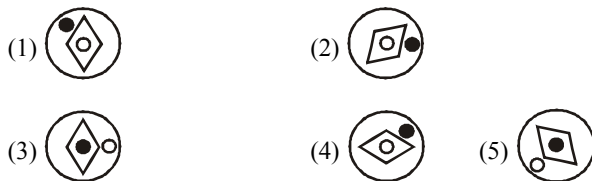
16. Which is the odd one out ?



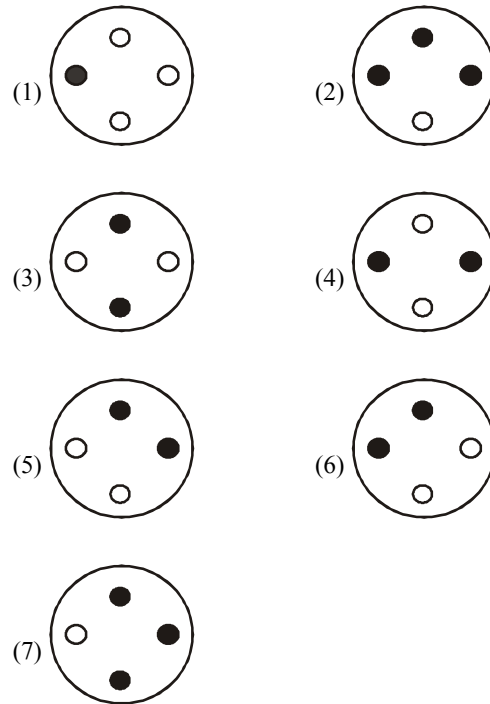
17. Which is the odd one out ?



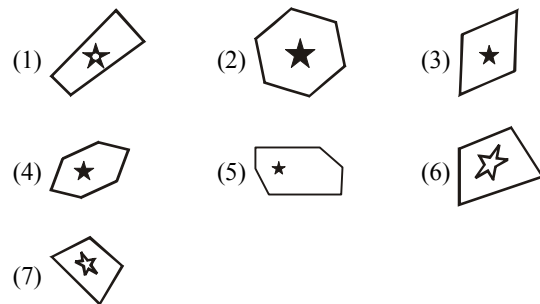
18. Which is the odd one out?



19. Which is the odd one out ?



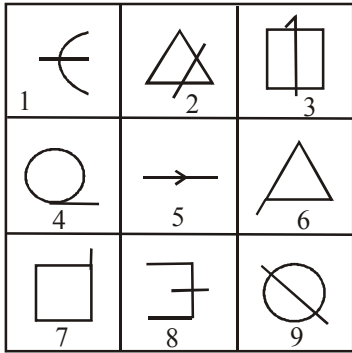
20. Which is the odd one out ?



# Exercise

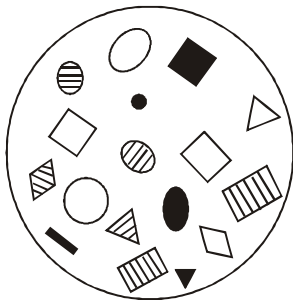
# 2

1. Group the following figures into three classes on the basis of identical properties.



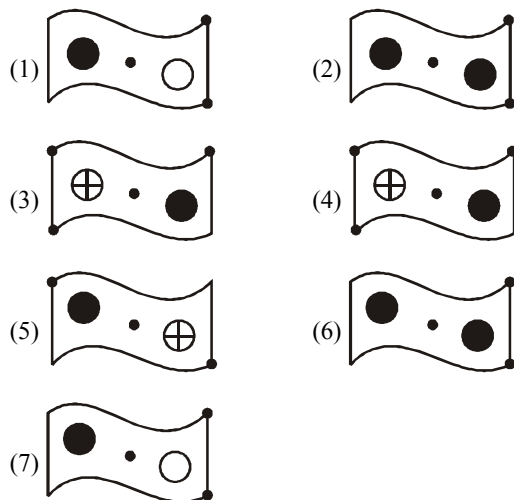
- (1) 1, 3, 9; 2, 5, 8; 4, 6, 7      (2) 4, 8, 9; 1, 2, 5; 3, 6, 7  
 (3) 2, 5, 9; 1, 3, 8; 2, 6, 7      (4) 1, 8, 9; 4, 6, 7; 2, 3, 5

2. Which symbol is missing from the circle –

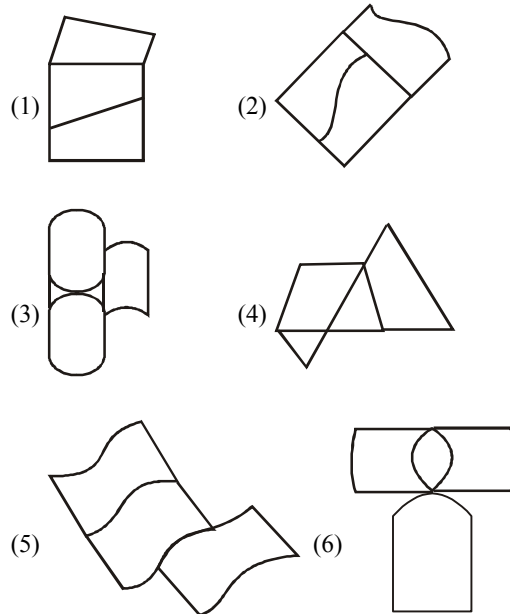


- (1)
- (2)
- (3)
- (4)
- (5)

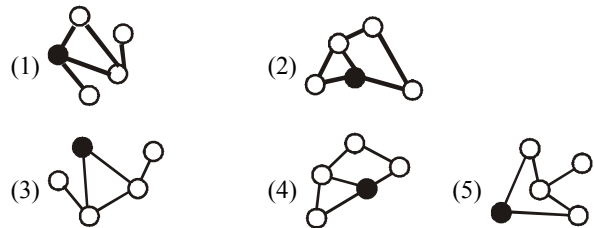
3. Which is the odd one out ?



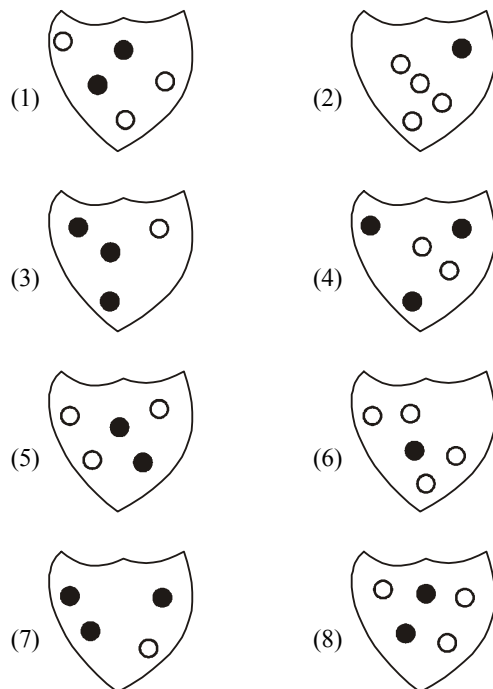
4. Which is the odd one out ?



5. Which is the odd one out ?




6. Which is the odd one out ?



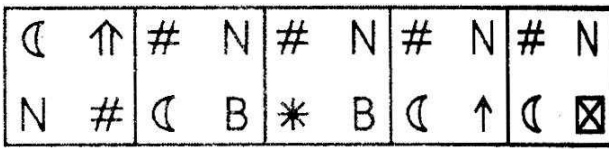
**DIRECTIONS (Q.7-Q.12) :** In each of the following questions, there are two Problem Figures (un-numbered figures) followed by five Answer Figures (numbered as 1, 2, 3, 4 and 5). There are certain common characteristics/properties between the two Problem Figures. Select a figure from amongst the Answer Figures which does not show similar characteristics/properties as shown by the Problem Figures.

7. **Problem figures**



(A) (B) (C) (D) (E)

**Answer figures**



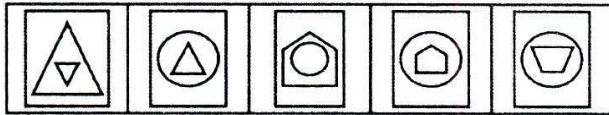
(1) (2) (3) (4) (5)

8. **Problem figures**




(A) (B) (C) (D) (E)

**Answer figures**



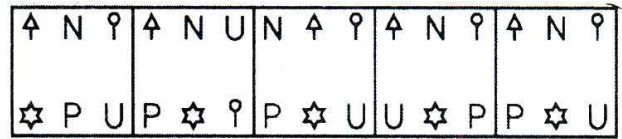
(1) (2) (3) (4) (5)

9. **Problem figures**



(A) (B) (C) (D) (E)

**Answer figures**



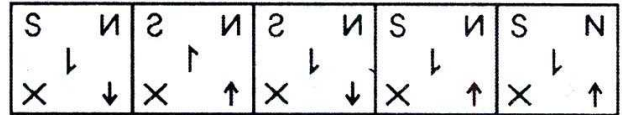
(1) (2) (3) (4) (5)

10. **Problem figures**




(A) (B) (C) (D) (E)

**Answer figures**



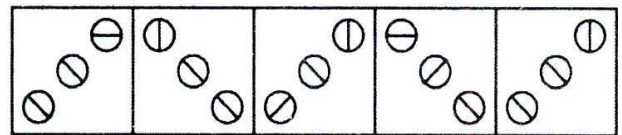
(1) (2) (3) (4) (5)

11. **Problem figures**




(A) (B) (C) (D) (E)

**Answer figures**



(1) (2) (3) (4) (5)

12. **Problem figures**



(A) (B) (C) (D) (E)

**Answer figures**



(1) (2) (3) (4) (5)

# Hints & SOLUTIONS

## Exercise 1

1. (4) In all other figures, the two double sided arrows intersect each other at right angles .
2. (3) In all other figures, the two line segments are parallel to each other .
3. (1) All other are vowels .
4. (2) Each one of the figures except fig. (2), consists of five arrowheads .
5. (1) All other figures can be rotated into each other. (In each figure except fig. (1) the middle element is obtained by rotating the outer element through 90°CW and the inner element is obtained by rotating the middle element through 90°CW) .
6. (2) Each one of the figures except fig. (2), contains – one complete square, one cup-shaped element having side, one 'L'-shaped element having two sides and one straight line.
7. (3) In all other figures, the square has two line segments inside and one line segment outside.
8. (3) Fig. (3), is formed by a combination of A-shaped elements while all other figures are formed by a combination of V- shaped elements.
9. (3) All other figures can be rotated into each other.
10. (4) In all other figures, the dot appears in the same corner of the square as the line outside it.
11. (4) In all other figures, the handle of the umbrella is turned towards the side which has a larger number of lines in the upper part.
12. (3) In each one of the figures except fig. (3), the angle indicated between the two arrows is acute.
13. (3) In each one of the figures, the arrow in the same direction as the smaller row, occurs adjacent to the small arrow.
14. (2) In all the rest problem figures moving from white point first come left turn but in alternative (2) first comes right turn.
15. (1) Only Fig.(1), consists of an odd number of line segments
16. (5) In all the others, the triangle is in the largest rectangle, the shield is in the smallest rectangle (the square), and the other figure is in the second largest rectangle.
17. (3) In all the others, the pattern on the outside is repeated in the center.
18. (2) 1 is the same as 4. 3 is the same as 5.
19. (1) All the others have a matching circle rotated 90°  
(2-7, 3-4, 5-6)
20. (3) In all the others, black stars are in six-sided figures and white stars in four-sided figures.

## Exercise 2

1. (4) 1, 8, 9 are figures bisected by a straight line  
4, 6, 7 are figures having an extended arm  
2, 3, 5 are figures intersected by a line.  
Thus the given figure containing nine figures may be divided into three pairs : (1, 8, 9), (4, 6, 7) and (2, 3, 5).  
Hence the answer is (4).
2. (2) Each of the three shapes, even though they are of different sizes, appears black, white, and striped.
3. (5) 1 is the same as 7. 6 is the same as 2. 3 is the same as 4.
4. (5) All the others consist of three identical figures when rotated. 5 has only two figures which when rotated are identical.
5. (3) In all the others, the black circle is directly connected to three white circles.
6. (4). The only one with the combination of three black and two white. The rest have at least one matching pair.  
For example : 1, 5, and 8 have two black/three white.
7. (2) The figure is open and must consist of an even number of line segments.
8. (1) There are equal number of petals and arcs. The difference between the numbers of arcs curved in the two directions is 1. i.e. the number of arcs which originate from the centre and get curved in an ACW direction should be one more than those curved in a CW direction.
9. (4) The arrowhead along the circumference of the circle indicates the same direction (CW or ACW) as the curved arrow.
10. (4) One of the elements from the upper figure is lost and the remaining figure is reduced in size to form the lower figure.
11. (4) The composite design in one corner is composed of one less or one more number of elements compared to the number of elements in the opposite corner.
12. (4) Similar elements must appear along one of the diagonals of the figure.