



11






Colours Around Us

Colours all round, everywhere you go,
Colours way up high, colours way down low.
Colours all round for all to see,
Make this world a brighter place for you and for me.

Look for red and shake your head,
On an apple the colour is red.
Now look for green and pat your knees,
On a leaf the colour is green.

Look for yellow and shake like Hello!
On a banana, the colour is yellow.
Now, look for brown, hop up and down,
A farmer's soil, the colour is brown.

Look for the purple, turn in a circle,
On a brinjal, the colour is purple.
Look for blue, tap with your shoe,
In the sunny sky, the colour is blue.






Look for black, jump right back,

In your hair, the colour is black.



Look for orange, twist all over,

On a pumpkin the colour is orange.



Glossary :

brighter : अधिक चमकीला

shake : हिलना / हिलाना

hop : कूदना

soil : मिट्टी

tap : हल्की आवाज के साथ पदचाप

twist : गोल-गोल घूमना





Activity: I

1. Tick in the right box.

	red	blue	green	brown	purple	black
sky						
soil						
leaf						
hair						
apple						
brinjal						

2. Match the column.

Look for red,

Look for green,

Look for yellow,

Look for blue,

Look for the purple,

Look for brown,

turn in a circle.

hop up and down.

shake your head.

pat your knees.

shake like Hello!

tap with your shoe.





3. You have learnt so many names of colours. Now read the poem again. Discuss in the groups and find out what colours are still missing.

Activity: II

In this poem we notice that 'white' colour has not been mentioned. Read the words given in the box and identify them that are white. Write the white objects in the space given.

teeth tyre radish milk curd leaf egg
snake chalk lizard paper tubelight

.....

.....





Activity: III

Read the following sentences of the poem. Notice the starting and the end of every sentence.

- (a) On an apple the colour is red.
- (b) On a leaf the colour is green.
- © On a pumpkin the colour is orange.

In the sentences above, every sentence begins with a capital letter and it ends with a full stop (.). The initial letter of someone or something always begins with the capital letter. 'I' comes in capital form.

Now rewrite the given sentences properly.

- (a) this is my school

.....

- (b) my name is Muskan

.....

- (c) i study in class II

.....

- (d) my teacher teaches me English

.....






Activity: IV


1. Let's know the names of some colours

Write names of colours on these balloons



.....

.....






2. Colour by numbers.

1. Red

3. Yellow

2. Green

4. Orange



85





3. Let's enjoy :

The Colour Song

Red, red, red touch your head.

Blue, blue, blue, tie your shoe.

Brown, brown, brown, touch the ground.

White, white, white, take a bite,

Black, black, black, touch your back,

Purple, purple, purple, draw a circle.







Pink, pink, pink, smile and wink.

Activity: V

Let's solve it : Questions 1-5

Which picture (A-F) says this (1-5)

For questions 1-5, mark the correct letter A-F on the answer sheet.

		
A	B	C
		
D	E	F





1. Blue wings
and blue beak

Answer 1

2. Red body and
blue wings

Answer 2

3. Yellow wings
and yellow
head.

Answer 3

4. Green wings
and green
beak

Answer 4

5. Yellow wings
and yellow
beak.

Answer 5

A	B	C	D	E	F
A	B	C	D	E	F
A	B	C	D	E	F
A	B	C	D	E	F
A	B	C	D	E	F



Let's speak: Vowel 'O'

-ock lock cock rock clock dock

-og bog fog log dog

