

Let's handle geometric shapes



Let's collect : Match stick boxes, cartons of tooth paste, *mithai* etc. water bottles, balls of different sizes, a clown's cap and pipes made of card paper.

Observe the objects on the table. Separate the objects of similar shapes.

Cuboid or Parallelepiped :

Pick up and handle a *mithai* box. A shape such as this is called a cuboid or a parallelepiped.



Corner

You must have seen bricks on construction sites. Any object shaped like a brick is called a cuboid.

How many edges does this shape have ? How many corners ? Let's see.
A cuboid has - edges and - corners.

Now let us look at the surfaces of a cuboid

They are all flat. A cuboid has six surfaces altogether. If we place a cuboid on a slide in a park, it will slip down the slope because of its flat surface.

Find out

The objects on the table of cuboid shape.



Cone :

Now, let's take a look at the clown's cap you have made. Its shape is called a cone.



Cone - The shape like a clown's cap or fool's cap is called a cone. You are familiar with an ice-cream cone and a *mehandi* cone.

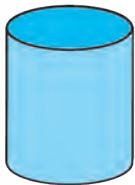
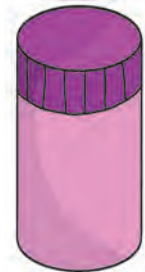
A cone has one edge and one corner.

The flat base of a cone is circular. See how the sloping surface of a cone turns continuously around. It is called the curved surface.

Cylinder :

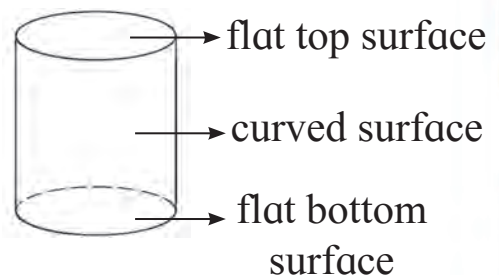
Now look at the water bottle.

The shape of the bottle is called a cylinder.



Cylinder - A bottle like shape which has a circular base is called a cylinder or a circular prism.

A cylinder has two edges but not a single corner. The base and the top surfaces of a cylinder are alike, flat and circular. The turning surface between them is a curved surface.



Try this.

Place a cylinder on a slide in a park. Does it slip downwards or roll down ?

When we place an object with its flat surface on a slide it slips down, but if we place its curved surface on the slide the object rolls down. You can see this clearly with the help of a cylinder.



Sphere :

A ball is said to be spherical.



Sphere - A shape like a ball is called a sphere.

A sphere has no edges and no corners.

No part of a sphere is flat. It turns continuously. Thus a sphere has only a curved surface.

Try this.

Does a sphere slip or roll down when it is placed on a slide ?


* Match the pairs.

Shape

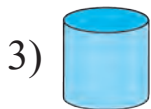
Name of shape



1) Cylinder



2) Cuboid



3) Cone







4) Sphere

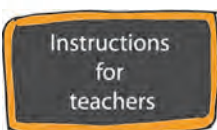
* Which of the following objects will slide, which ones will roll?



- * **Handle the objects shown below. Observe and write how many edges and corners each object has.**

			
Edges - <input type="text"/>	Edges - <input type="text"/>	Edges - <input type="text"/>	Edges - <input type="text"/>
Corners - <input type="text"/>	Corners - <input type="text"/>	Corners - <input type="text"/>	Corners - <input type="text"/>

- * **Say which of the objects in the pictures will slide, which ones will roll?**



Place many solid objects before the children. Ask them to identify known geometric shapes and to count the edges and corners of each.



ICT Tools

Using the 'paint brush' app draw various geometric shapes and colour them.

