

Class II Environmental Studies Facilitator Resource Material:

Day 1

Activity 1: Rhyme – My Family

Refer to the video link:

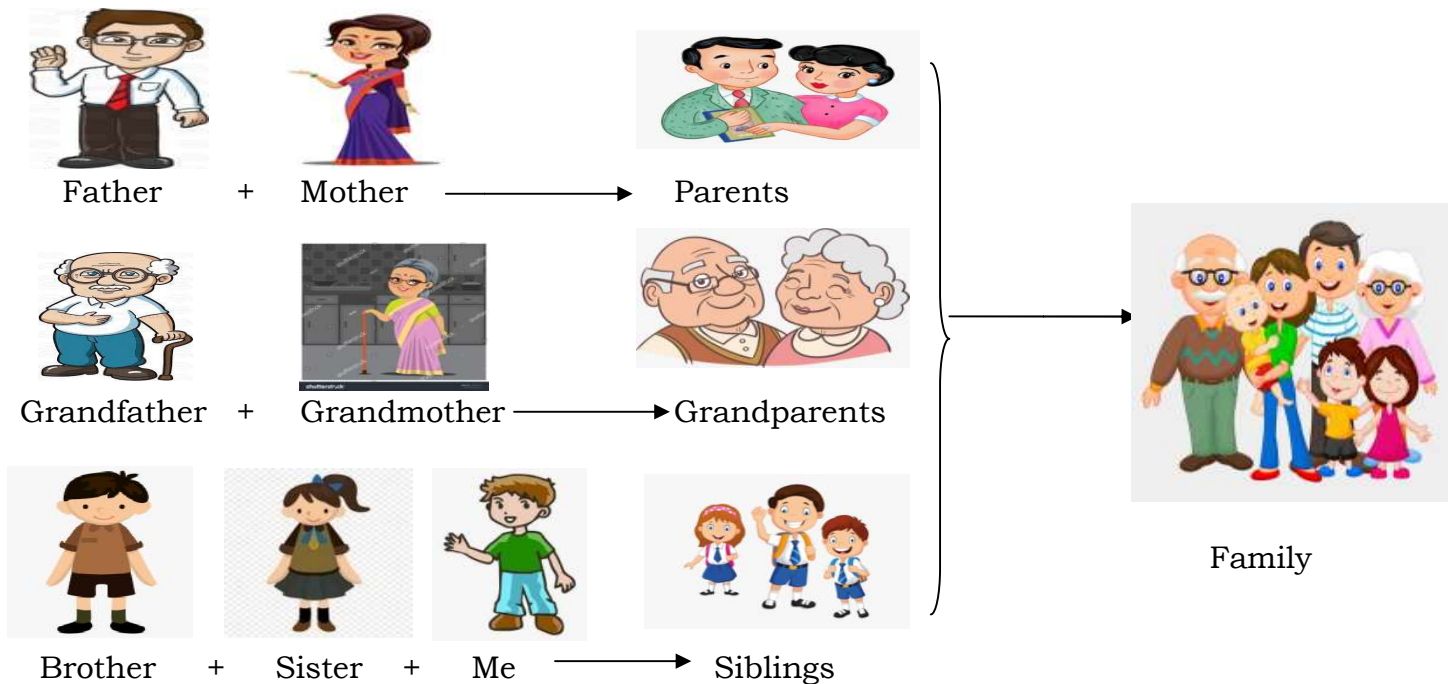
https://youtu.be/mvv_5PU00e0

Mummy and daddy loves me,
Grandpa and granny loves me,
I love my brother he loves me,
I love my sister she loves me,
Mummy and daddy,
grandpa and granny,
brother, sister and me,
Together we are a family
A happy , happy family.



Activity 2: Picture cards.

Show the picture cards to the children and ask them to observe and learn the vocabulary.



Instruct the children to recall

Task: Appa- Father, Amma-mother, Anna- Brother, Akka-sister,
Ajja/ Thaatha-Grandfather, Ajji-Grandmother

Activity 3: Drill Work

Learn and Practice the New Words:

- 1) Parents
- 2) Grandparents
- 3) Siblings
- 4) Family

Day 2:

Activity 1: Rhyme – My Family

Refer to the video link:

https://youtu.be/mvv_5PU00e0

Mummy and daddy loves me,
Grandpa and granny loves me,
I love my brother he loves me,
I love my sister she loves me,
Mummy and daddy,
Grandpa and granny,
Brother, sister and me,
Together we are a family
A happy , happy family.

Repeat the Picture cards Activity of Day 1.

Drill and practice of New words

- 1) Parents
- 2) Grandparents
- 3) Siblings
- 4) Family

Activity 2: Worksheet 1 & 2

Day 3

Activity 1: Rhyme (Refer to the video link)

Activity 2: Textbook (Look for Page No: 3)

Activity 3:

Task: Make a list of who all are there in your family and any four families in your neighbourhood.
For Example :

Details of the Family Members										
S.No	Name of the student	Father	Mother	Grandfather	Grandmother	Brother	Sister	Uncle	Aunt	Cousins
1.	Sonia	√	-	√	√	-	-	√	√	√
2.										



Parents



Grandparents



Siblings



Family

Day 4

Activity 1: Story - My Family and I

Refer to the video link

https://youtu.be/O_NPW2zybfU

Story - My Family and I



This is my **family**. My **father**, **mother**, **sister**, **brother**, **grandfather**, **grandmother** and **myself** are in our **family**. Our **parents** send us to school. **Mother** prepares tasty food. My **father** goes to office. **Grandfather** helps us with our studies, he also waters the plants daily. **Grandmother** helps in household work. She takes good care of us and tells us stories. We all help **mother** to clean the house. At dinner time we all sit together and enjoy the food. We must love, respect and take care of each and every member of our **family**, especially our **elders**.

After listening to the story answer the following question:

Questions to be asked:

1. How many members are there in your family?
2. Do you help your parents?
3. Do you like to play with your siblings?
4. How do you enjoy with your family?
5. Do your grandparents tell you stories?

Encourage children to speak and accept the answers even in their mother tongue.

Activity 3:

Re arrange the jumbled letters.

S.No	Question	Answer
1.	o b t e r h e	Brother
2.	r t p e a s n	Parents
3.	m a i f y l	Family

Write the missing letters.

1. F _ _ t h _ _ r. - F a t h e r.
2. M _ _ _ _ h e r - M o t h e r.
3. S _ _ s _ _ e r. - S i s t e r.

Day 5

Activity 1: Story (Refer to the video link.)

Activity 2: Worksheet 3 & 4

Activity 3: Complete Textbook Activities on Page No: 4, 5 & 6.

Day 6

Activity 1: Textbook (Page No:1 & 2)

Observe the picture carefully, think and discuss about this:



Questions to be asked	Answers
• How many members are there in Radha's family?	• Nine
• Who is working in the field?	• Father and mother
• Who is Radha playing with?	• Brother and her pet
• Do you have any animal at your home?	• Yes/ No
• Who is working in the cowshed?	• Grandfather
• Who is cutting the vegetables?	• Grandmother
• Do you see animals in the picture? If yes, can you name them.	• Dog, cow & calf

Activity 2:

Task: Collect the pictures of your family members and pets you have at home, paste in your notebook and write their names.

Day 7

Activity1: Rhyme – Old MacDonald Had a Farm.

Refer to the video link

<https://youtu.be/Wm4R8dO6kU>

Old MacDonald had a **farm**
Ee i ee i o
And on this farm he had some **cows**
Ee i ee i o
With a **moo moo** here
And a **moo moo** there
Here a **moo**, there a **moo**
Everywhere a **moo moo**
Old MacDonald had a **farm**
Ee i ee i o
And on this farm he had some **chicks**
Ee i ee i o
With a **cluck cluck** here
And a **cluck cluck** there
Here a **cluck**, there a **cluck**
Everywhere **cluck cluck**



Ee i ee i o
And on this farm he had some **pigs**
Ee i ee i o
With a **oink oink** here
And a **oink oink** there
Here a **oink**, there a **oink**
Everywhere **oink oink**

Old MacDonald had a **farm**
Ee i ee i o

Activity 2: Let's Speak

Questions to be asked:

1. Did you ever visit a Zoo?
2. Have you seen a Farm?
3. Do you see any Domestic animals around?
4. Do you see any Wild animals in your area?

Activity 3: Let's Recall

Learn and practice the New words.

1. Farm
2. Domestic
3. Wild
4. Zoo

Activity 4: Pre-Activity Worksheet 1

Task: Do visit a Farm or a Zoo nearby.

Day 8

Activity1: Rhyme – Old MacDonald Had a Farm.

Refer to the video link


<https://youtu.be/Wm4R8dO6kU>

Activity 2: Worksheet 5 & 6

Day 9

Activity 1: Textbook (Page No: 8 & 9)

Observe the picture carefully, think and discuss about this:



Activity 2:

Task: Go around and have a look into your surroundings. Make a list of animals that you come across.

Activity 3: Textbook: Complete the textbook activities.(Page No: 10,11,12)

Day 10

Activity1: Rhyme – Let us Plant a Tree.

Refer to the video link

<https://youtu.be/N7flqlLB1eU>

Let us **plant** a **tree**

Baby, you and me

Let us watch it grow

Till it becomes **tree**

Rain, soil, sun

Love and **care** it needs

If you give it all of this

You'll surely succeed

See the **seeds** begin to grow

As they touch the sky

Fruits, Flowers, Vegetables

Smile and say a hi



Activity 2: Let's Speak

Questions to be asked:

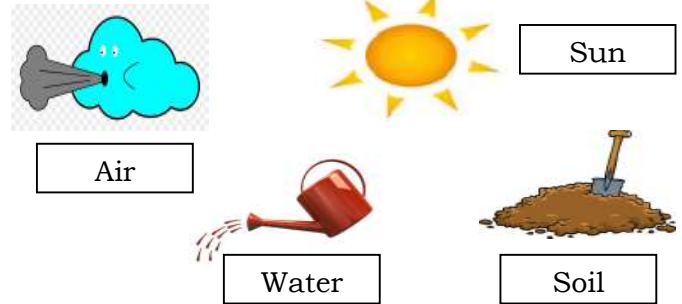
1. What plants do you find in your surrounds?
2. Do you have plants in your home?
3. What do plants give us?
4. Did you ever plant a tree?

Task: Plant a sapling.

Activity 3: Let's Recall

Learn and practice the New words.

1. Air
2. Sun
3. Water
4. Soil



Activity 4: Pre-Activity Worksheet 2

Day 11

Activity1: Rhyme – Let us Plant a Tree.

Refer to the video link

<https://youtu.be/N7flqlLB1eU>

Activity 2: Worksheet 7& 8

Day 12

Activity1: Rhyme –Let us Plant a Tree.

Refer to the video link

<https://youtu.be/N7flqlLB1eU>

Activity 2:

Task: Collect the leaves and flowers of different types, shapes, size, design etc dry and paste in the notebook try to know their names from your elders and name them.

Activity 3: Textbook: Complete the activities on page no: 18 & 19.

Day 13

Activity1: Rhyme – Food So Good

Food makes us big
Food makes us glow
Food makes us strong
To grow grow grow
Food helps to run
All through the day
Food helps us jump
To play play play



Activity 2: Let's Speak

Questions to be asked:

1. What plants do you find in your surrounds?
2. Do you have plants at your home?
3. What do plants give us?
4. Did you ever plant a tree?

Day 14

Activity1: Rhyme – Food So Good

Activity 2: Worksheet 9 & 10

Day 15

Activity1: Let's Do

Task: Prepare Fruit Salad.

Recipe

1. Wash your hands.
2. Wash the fruits and wipe with a clean kitchen napkin.
3. Peel the fruits.
4. Dice or slice the fruits.
5. Put in a big mixing bowl.
6. Add honey or sugar as per taste and mix.
7. Serve the fruit salad and enjoy it.

Textbook Refer page no: 43

Activity 2: Textual Activities

Textbook: Complete the activity on page no: 41 & 42.
